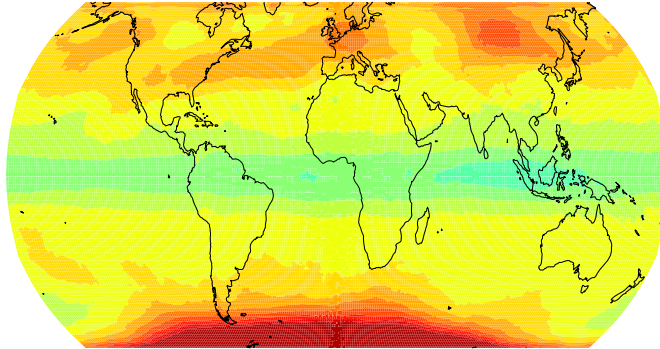
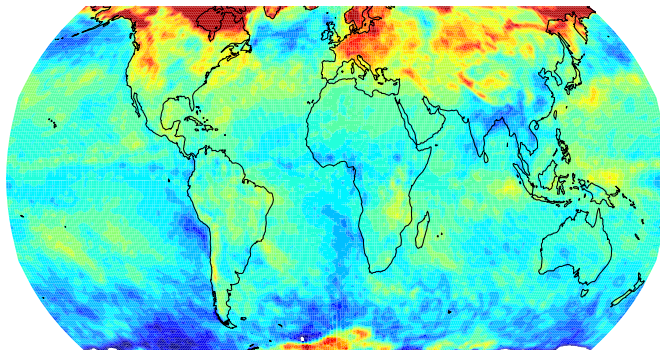


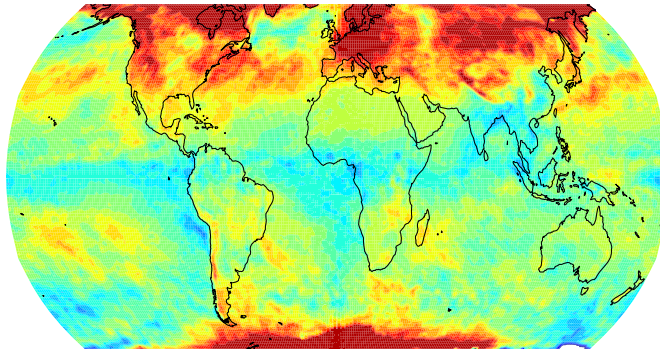
ERY : ozone-only case : annual mean




Cloud reduction factor : annual mean



ERY : ozone + cloud case : annual mean



% Change, 1980s to 1990s



-10 -9 -8 -7 -6 -5 -4 -3 -2 -1 0 1 2 3 4 5 6 7 8 9